

532956-9 ✓ ACTIVE

AMPMODU | AMPMODU IV/V

TE Internal #: 532956-9

PCB Mount Receptacle, Right Angle, Board-to-Board, 60 Position,
2.54 mm [.1 in] Centerline, Gold, Through Hole - Solder, Signal,
Black, AMPMODU IV/V

[View on TE.com >](#)



Connectors > PCB Connectors > PCB Headers & Receptacles



PCB Connector Assembly Type: **PCB Mount Receptacle**

PCB Mount Orientation: **Right Angle**

Connector System: **Board-to-Board**

Number of Positions: **60**

Number of Rows: **2**

Features

Product Type Features

Applied Pressure	Low Force
PCB Connector Assembly Type	PCB Mount Receptacle
Connector System	Board-to-Board
Connector & Contact Terminates To	Printed Circuit Board

Configuration Features

PCB Mount Orientation	Right Angle
Number of Positions	60
Number of Rows	2
Board-to-Board Configuration	Co-Planar

Electrical Characteristics

Termination Resistance	12 mΩ
Operating Voltage	250 VAC

Body Features

Primary Product Color	Black
-----------------------	-------

Contact Features

Contact Layout	Inline
Mating Square Post Dimension	.64 mm[.025 in]
	50 – 100 μin



Contact Shape & Form	Square
PCB Contact Termination Area Plating Material	Tin
Contact Base Material	Phosphor Bronze
Contact Mating Area Plating Material	Gold
Contact Mating Area Plating Material Thickness	.762 μ m[30 μ in]
Contact Type	Socket
Contact Current Rating (Max)	3 A

Termination Features

Rectangular Termination Post & Tail Thickness	.2 mm[.008 in]
Rectangular Termination Post & Tail Width	.69 mm[.027 in]
Termination Post & Tail Length	2.92 mm[.115 in]
Termination Method to Printed Circuit Board	Through Hole - Solder

Mechanical Attachment

Mating Retention	Without
Mating Alignment	With
Mating Alignment Type	Guide Pin Slots
PCB Mount Retention	Without
PCB Mount Alignment	Without
Connector Mounting Type	Board Mount

Housing Features

Centerline (Pitch)	2.54 mm[.1 in]
Housing Material	Thermoplastic

Dimensions

Connector Height	8.13 mm[.32 in]
Row-to-Row Spacing	2.54 mm[.1 in]
PCB Thickness (Recommended)	1.57 mm[.062 in]

Usage Conditions

Housing Temperature Rating	High
Operating Temperature Range	-65 – 105 °C[-85 – 221 °F]

Operation/Application

Solder Process Feature	Board Standoff
Circuit Application	Signal



Industry Standards

Approved Standards	CSA LR7189, UL E28476
UL Flammability Rating	UL 94V-0

Packaging Features

Packaging Quantity	30
Packaging Type	Tube

Product Compliance

[For compliance documentation, visit the product page on TE.com>](#)

EU RoHS Directive 2011/65/EU	Not Compliant
EU ELV Directive 2000/53/EC	Compliant with Exemptions
China RoHS 2 Directive MIIT Order No 32, 2016	Restricted Materials Above Threshold
EU REACH Regulation (EC) No. 1907/2006	Current ECHA Candidate List: JUNE 2022 (224) Candidate List Declared Against: JUNE 2022 (224) SVHC > Threshold: Pb (13% in Component Part) Article Safe Usage Statements: Do not eat, drink or smoke when using this product. Wash thoroughly after handling. Recycle if possible and dispose of the article by following all applicable governmental regulations relevant to your geographic location.
Halogen Content	Not Low Halogen - contains Br or Cl > 900 ppm.
Solder Process Capability	Wave solder capable to 265°C

Product Compliance Disclaimer

This information is provided based on reasonable inquiry of our suppliers and represents our current actual knowledge based on the information they provided. This information is subject to change. The part numbers that TE has identified as EU RoHS compliant have a maximum concentration of 0.1% by weight in homogenous materials for lead, hexavalent chromium, mercury, PBB, PBDE, DBP, BBP, DEHP, DIBP, and 0.01% for cadmium, or qualify for an exemption to these limits as defined in the Annexes of Directive 2011/65/EU (RoHS2). Finished electrical and electronic equipment products will be CE marked as required by Directive 2011/65/EU. Components may not be CE marked. Additionally, the part numbers that TE has identified as EU ELV compliant have a maximum concentration of 0.1% by weight in homogenous materials for lead, hexavalent chromium, and mercury, and 0.01% for cadmium, or qualify for an exemption to these limits as defined in the Annexes of Directive 2000/53/EC (ELV). Regarding the REACH Regulation, the information TE provides on SVHC in articles for this part number is based on the latest European Chemicals Agency (ECHA) 'Guidance on requirements for substances in articles' posted at this URL: <https://echa.europa.eu/guidance-documents/guidance-on-reach>

Compatible Parts



TE Part # 102692-5
60 MODII 2PC HDR DR SHRD



TE Part # 102690-5
60 MODII 2PC HDR DR SHRD APIN




TE Part # 534978-9
60 MODII 2PC HDR DR W/HLDWN

Also in the Series | AMPMODU IV/V



Automotive Housings(2)




Backplane Connector Housings(1)



Board-to-Board Connector Contacts(6)



Insertion & Extraction Tools(4)




PCB Connector Covers(18)




PCB Connector Keying(6)




PCB Connector Mounting(1)



PCB Connector Strain Relief(3)




PCB Headers & Receptacles(939)




PCB Latches, Locks & Retainers(7)



Rectangular Connector Housings(5)



Standard Rectangular Connectors(8)



Wire-to-Board Connector Assemblies & Housings(467)



Wire-to-Board Connector Contacts (326)



Documents

Product Drawings

[60 MODII 2PC CE RCPT ASSY](#)

English

CAD Files

[3D PDF](#)

3D

Customer View Model

[ENG_CVM_CVM_532956-9_AH.2d_dxf.zip](#)

English

Customer View Model

[ENG_CVM_CVM_532956-9_AH.3d_igs.zip](#)

English

Customer View Model

[ENG_CVM_CVM_532956-9_AH.3d_stp.zip](#)

English

Customer View Model

[ENG_CVM_532956-9_AF1.2d_dxf.zip](#)

English

[3D PDF](#)

English

Customer View Model

[ENG_CVM_532956-9_AF1.3d_igs.zip](#)

English

Customer View Model

[ENG_CVM_532956-9_AF1.3d_stp.zip](#)

English

By downloading the CAD file I accept and agree to the [Terms and Conditions](#) of use.